

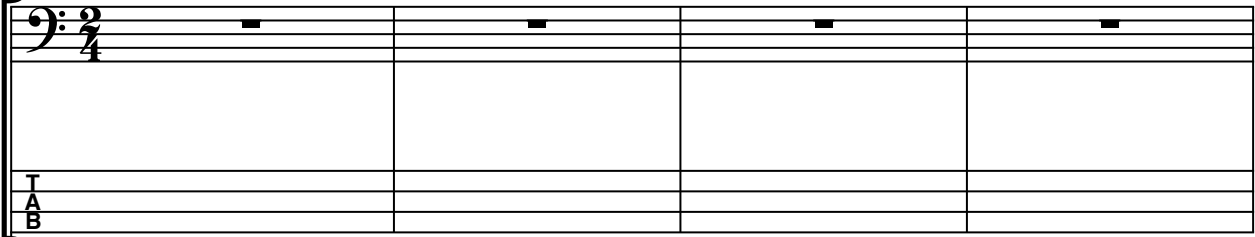
C'est l'histoire d'une meuf

Les Fatals Picards


♩ = 90

Basse : Yves Giraud
Batterie : Jean-Marc Sauvagnargues


Basse



Basse tabs




Batterie




5 Dans une minute

Basse

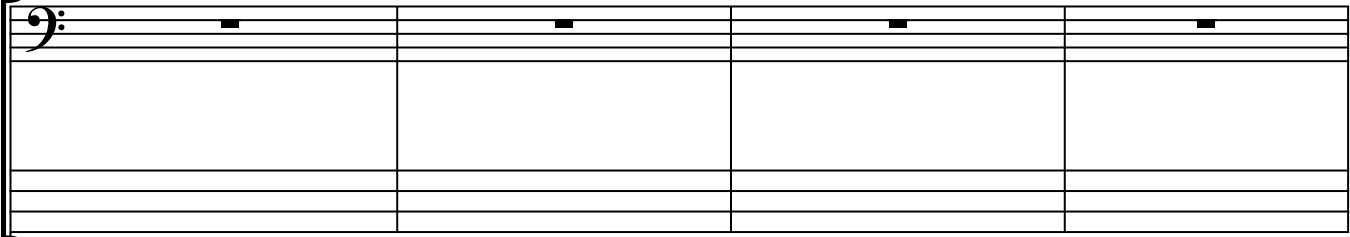


Batterie

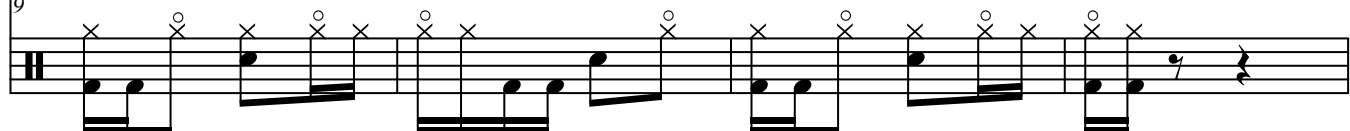


9 Hisse et ho !

Basse



Batterie



13

5 7 0 0 7 7 | 5 5 5 5 7 5 7 | 5 7 0 0 7 7 | 5 5 5 5 7 5 7

Detailed description: This system contains four measures of music in a bass clef. The notes are: Measure 13: G2, A2, B2, C3, D3, E3, F3, G3; Measure 14: G3, F3, E3, D3, C3, B2, A2, G2; Measure 15: G2, A2, B2, C3, D3, E3, F3, G3; Measure 16: G3, F3, E3, D3, C3, B2, A2, G2. The fretboard below shows fingerings: 5 7 0 0 7 7, 5 5 5 5 7 5 7, 5 7 0 0 7 7, and 5 5 5 5 7 5 7.

13

Detailed description: This system shows the guitar fretboard for measures 13-16. Measure 13: * on 1st string, 5 on 2nd, 7 on 3rd, 0 on 4th, 0 on 5th, 7 on 6th, 7 on 7th. Measure 14: 5 on 2nd, 5 on 3rd, 5 on 4th, 5 on 5th, 7 on 6th, 5 on 7th, 7 on 8th. Measure 15: * on 1st string, 5 on 2nd, 7 on 3rd, 0 on 4th, 0 on 5th, 7 on 6th, 7 on 7th. Measure 16: 5 on 2nd, 5 on 3rd, 5 on 4th, 5 on 5th, 7 on 6th, 5 on 7th, 7 on 8th.

17

5 7 0 0 7 7 | 5 5 5 5 7 5 7 | 5 7 0 0 7 7 | 5 5 5 5 7 5 7

Detailed description: This system contains four measures of music in a bass clef. The notes are: Measure 17: G2, A2, B2, C3, D3, E3, F3, G3; Measure 18: G3, F3, E3, D3, C3, B2, A2, G2; Measure 19: G2, A2, B2, C3, D3, E3, F3, G3; Measure 20: G3, F3, E3, D3, C3, B2, A2, G2. The fretboard below shows fingerings: 5 7 0 0 7 7, 5 5 5 5 7 5 7, 5 7 0 0 7 7, and 5 5 5 5 7 5 7.

17

Detailed description: This system shows the guitar fretboard for measures 17-20. Measure 17: * on 1st string, 5 on 2nd, 7 on 3rd, 0 on 4th, 0 on 5th, 7 on 6th, 7 on 7th. Measure 18: 5 on 2nd, 5 on 3rd, 5 on 4th, 5 on 5th, 7 on 6th, 5 on 7th, 7 on 8th. Measure 19: * on 1st string, 5 on 2nd, 7 on 3rd, 0 on 4th, 0 on 5th, 7 on 6th, 7 on 7th. Measure 20: 5 on 2nd, 5 on 3rd, 5 on 4th, 5 on 5th, 7 on 6th, 5 on 7th, 7 on 8th, with a '+' sign above the 7th fret.

21 C'est quand même pas normal

3 5 5/7 5 | 7 | 7 9 7 | 7

Detailed description: This system contains four measures of music in a bass clef. Measure 21: G2, A2, B2, C3, D3, E3, F3, G3; Measure 22: G3, F3, E3, D3, C3, B2, A2, G2; Measure 23: G2, A2, B2, C3, D3, E3, F3, G3; Measure 24: G3, F3, E3, D3, C3, B2, A2, G2. The fretboard below shows fingerings: 3 5 5/7 5, 7, 7 9 7, and 7.

21

Detailed description: This system shows the guitar fretboard for measures 21-24. Measure 21: * on 1st string, 5 on 2nd, 7 on 3rd, 0 on 4th, 0 on 5th, 7 on 6th, 7 on 7th. Measure 22: * on 1st string, 5 on 2nd, 7 on 3rd, 0 on 4th, 0 on 5th, 7 on 6th, 7 on 7th. Measure 23: * on 1st string, 5 on 2nd, 7 on 3rd, 0 on 4th, 0 on 5th, 7 on 6th, 7 on 7th. Measure 24: * on 1st string, 5 on 2nd, 7 on 3rd, 0 on 4th, 0 on 5th, 7 on 6th, 7 on 7th.

25

25 26 27 28

3 5 5/7 5 5 7 7 9 7 9 7

H

25

25 26 27 28

29 Cette année

29 30 31 32

3 5 5/7 5 5 7 7 9 7 7

29

29 30 31 32

33

33 34 35 36

3 5 5/7 5 7 5 7 5 7 5 7 7 7 5 7 5 7 5 5

33

33 34 35 36

37

T'espères au moins

Bass line for the first system, measures 37-40. The staff shows a sequence of eighth notes in the first two measures, followed by a melodic line in the last two measures. Fingering numbers (7, 5, 7, 5, 7, 5) are written below the notes.

37

Guitar line for the first system, measures 37-40. The staff shows a sequence of chords and notes with various markings including asterisks and circles.

41

Bass line for the second system, measures 41-44. The staff shows a sequence of eighth notes in the first two measures, followed by a melodic line in the last two measures. Fingering numbers (7, 5, 3, 3, 5, 2, 5) are written below the notes.

41

Guitar line for the second system, measures 41-44. The staff shows a sequence of chords and notes with various markings including asterisks and circles.

45

Mimie Mathy par la main

Bass line for the third system, measures 45-48. The staff shows a sequence of eighth notes in the first two measures, followed by a melodic line in the last two measures. Fingering numbers (7, 5, 3, 3, 5, 2, 5, 5, 7, 0, 0, 7, 7) are written below the notes.

45

Guitar line for the third system, measures 45-48. The staff shows a sequence of chords and notes with various markings including asterisks and circles.

49

5 5 5 5 7 5 7 | 5 7 0 0 7 7 | 5 5 5 5 7 5 7 | 5 7 0 0 7 7

49

53

Cette année

5 5 5 5 7 5 7 | 5 7 0 0 7 7 | 5 5 5 5 7 5 7 | 3 5 5/7 5

53

57

7 | 7 9 12 | 7 | 3 5 5/7 5

57

61 Oui, depuis aujourd'hui

2 2 4 7 H 9 7 4 2 3 5 5/7 5

61

65

7 7 9 7 7 H 9 7 9 7 3 5 5/7 5

65

69

7 5 7 7 5 7 5 7 7 7 5 7 5 7 5 5 7 7 7 7 7 7 7 7

69

73

T'espères au moins

First system of musical notation for 'T'espères au moins'. It consists of a bass clef staff and a guitar fretboard diagram below it. The bass staff contains four measures of music. The fretboard diagram shows fingerings: 7 7 7 7 7 in the first measure; 7 5 7 5 7 5 in the second; 5 7 5 in the third; and 7 5 3 3 5 2 in the fourth.

73

Guitar fretboard diagram for the first system of 'T'espères au moins'. It shows a six-string guitar with various fret positions and techniques marked: open strings (circles with 'x'), natural harmonics (circles with 'o'), and bends (asterisks). The fret positions correspond to the fingerings in the bass staff above.

77

Second system of musical notation for 'T'espères au moins'. It consists of a bass clef staff and a guitar fretboard diagram below it. The bass staff contains four measures of music. The fretboard diagram shows fingerings: 5 in the first measure; 7 5 7 5 7 5 in the second; 5 7 5 in the third; and 7 5 3 3 5 2 in the fourth.

77

Guitar fretboard diagram for the second system of 'T'espères au moins'. It shows a six-string guitar with various fret positions and techniques marked: open strings (circles with 'x'), natural harmonics (circles with 'o'), and bends (asterisks). The fret positions correspond to the fingerings in the bass staff above.

81

Bruel et Garou par la main

First system of musical notation for 'Bruel et Garou par la main'. It consists of a bass clef staff and a guitar fretboard diagram below it. The bass staff contains four measures of music. The fretboard diagram shows fingerings: 5 in the first measure; 5 in the second; 5 7 0 0 7 7 in the third; and 5 5 5 5 7 5 7 in the fourth.

81

Guitar fretboard diagram for the first system of 'Bruel et Garou par la main'. It shows a six-string guitar with various fret positions and techniques marked: open strings (circles with 'x'), natural harmonics (circles with 'o'), and bends (asterisks). The fret positions correspond to the fingerings in the bass staff above.

85

5 7 0 0 7 7 5 5 5 5 7 5 7 5 7 0 0 7 7 5 5 5 5 7 5 7

85

Toi, tu files un vrai rencard

89

5 7 0 0 7 7 5 5 5 5 7 5 7 5 5 5 5 5 5 5 5 5

89

93

3 3 3 3 3 3 3 3 1 1 1 1 1 1 1 1

93

97

T'espères au moins

First system of musical notation for 'T'espères au moins'. It consists of a bass clef staff with a melodic line and a guitar fretboard diagram below it. The fretboard diagram shows fingerings: 2 2 2 2 2 2, 2 2 2 2 2, 7 5 7 5 7 5, and 5 7 5.

97

Guitar fretboard diagram for the first system of 'T'espères au moins'. It shows a six-string guitar with various fret positions marked with 'x' and 'o' symbols, corresponding to the notes in the bass staff above.

101

Second system of musical notation for 'T'espères au moins'. It consists of a bass clef staff with a melodic line and a guitar fretboard diagram below it. The fretboard diagram shows fingerings: 7 5 3 3 5 2, 5, 7 5 7 5 7 5, and 5 7 5.

101

Guitar fretboard diagram for the second system of 'T'espères au moins'. It shows a six-string guitar with various fret positions marked with 'x' and 'o' symbols, corresponding to the notes in the bass staff above.

105

Coluche par la main

Third system of musical notation for 'Coluche par la main'. It consists of a bass clef staff with a melodic line and a guitar fretboard diagram below it. The fretboard diagram shows fingerings: 7 5 3 3 5 2, 5, 5, and 5 7 0 0 7 7.

105

Guitar fretboard diagram for the third system of 'Coluche par la main'. It shows a six-string guitar with various fret positions marked with 'x', 'o', and '+' symbols, corresponding to the notes in the bass staff above.

109

Bass guitar staff for measures 109-112. The staff contains a melodic line in the upper register and a fretboard diagram in the lower register. The fretboard diagram shows fingerings: 5 5 5 5 7 7 for measures 109-110, and 5 7 0 0 7 7 for measures 111-112.

109

Guitar staff for measures 109-112. The staff contains a melodic line with various articulations: open circles (o) for natural harmonics, asterisks (*) for bends, and solid circles (•) for natural notes. The fretboard diagram shows fingerings: 5 5 5 5 7 7 for measures 109-110, and 5 7 0 0 7 7 for measures 111-112.

113

Bass guitar staff for measures 113-116. The staff contains a melodic line in the upper register and a fretboard diagram in the lower register. The fretboard diagram shows fingerings: 5 5 5 5 7 7 for measures 113-114, and 5 7 0 0 7 7 for measures 115-116.

113

Guitar staff for measures 113-116. The staff contains a melodic line with various articulations: open circles (o) for natural harmonics, asterisks (*) for bends, and solid circles (•) for natural notes. The fretboard diagram shows fingerings: 5 5 5 5 7 7 for measures 113-114, and 5 7 0 0 7 7 for measures 115-116.

117

Bass guitar staff for measures 117-120. The staff contains a melodic line in the upper register and a fretboard diagram in the lower register. The fretboard diagram shows fingerings: 5 5 5 5 7 7 for measures 117-118, and 5 7 0 0 7 7 for measures 119-120.

117

Guitar staff for measures 117-120. The staff contains a melodic line with various articulations: open circles (o) for natural harmonics, asterisks (*) for bends, and solid circles (•) for natural notes. The fretboard diagram shows fingerings: 5 5 5 5 7 7 for measures 117-118, and 5 7 0 0 7 7 for measures 119-120.

121

5 5 5 5 7 7 | 5 7 0 0 7 7 | 5 5 5 5 7 7 | 5 7 0 0 7 7

121

x x x x x x x x | x x x x x x x x | x x x x x x x x | x x x x x x x x

125

5 5 5 5 7 7 | 5 7 0 0 7 7 | 5 5 5 5 7 7 | 5 7 0 0 7 7

125

x x x x x x x x | x x x x x x x x | x x x x x x x x | x x x x x x x x

129

5 5 5 5 7 7 | 5 7 0 0 7 7 | 5 5 5 5 7 7 | 5 7 0 0 7 7

129

x x x x x x x x | x x x x x x x x | x x x x x x x x | x x x x x x x x

